



**Kingfisher  
Lighting**

Part of the **LUCECO** group of companies

## Datasheet

# PIXOL Facade




### Specification Text

The PIXOL shall be manufactured from die-cast aluminium and powder coated with a graphite grey or aluminium silver finish. It shall have a power output ranging between 6.0 - 14.0W, with an efficacy of up to 91 lm/W. It shall deliver 175 - 1,280 luminaire lumens. The PIXOL has a range of different beam angles and both one and two way illuminations. Available in 3000K or 4000K, the luminaire shall be IK10 and IP66 rated.

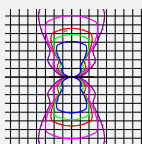
### Specification

Weight:	1.3 kg
Material:	Die-cast Aluminium
Paint Finish:	Graphite Grey


### Optics



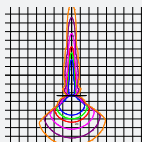
Elliptical 41°x62°



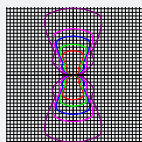
Elliptical 103°x74°




Elliptical 7°x53°



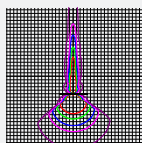
Elliptical 41°x62° + 41°x62°



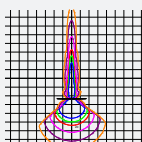
Elliptical 103°x74° + 103°x74°



Elliptical 76°x104° + 7°x53°



Elliptical 7°x53° + 7°x53°



### Product Description

The PIXOL Façade was created to suit both modern and historic applications. With many optic variations and colour temperature options, this luminaire can be combined with the PIXOL range for a harmonious scheme.

### Key Features

- 6.0W - 14.0W
- 175 - 1,280 Luminaire Lumens
- Efficacy up to 91 lm/W
- 3000K, 4000K, CRI>80
- IP65, IP66, IK08, IK10
- Lifetime 60,000, L80



## Other Options Available

Contact for further details

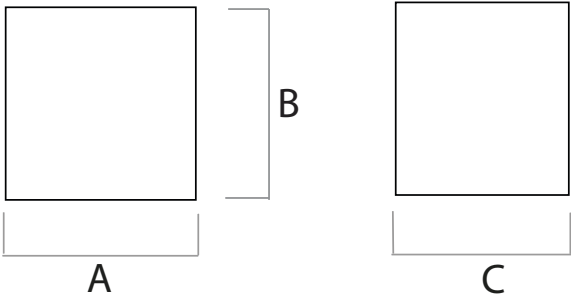
- Colour Temperature Opportunities

## Mounting Options

- Wall Mount

Body Type	A	B	C
Standard	110	110	100

All measurements in mm



Code	Power	Luminaire Lumens	Optic	CCT(K)	IP	IK	Weight kg	Driver Included	Driver Type
PIXW110-1W-FL41X62-830-14-16	14.0	525	Elliptical 41°x62°	3000	IP66	IK10	1.3	Yes	Fixed
PIXW110-1W-FL103X74-830-14-16	14.0	4,000	Elliptical 103°x74°	3000	IP65	IK08	1.3	Yes	Fixed
PIXW110-1W-EL7X53-830-6-16	6.0	175	Elliptical 7°x53°	3000	IP66	IK08	1.3	Yes	Fixed
PIXW110-2W-FL41X62-830-14-16	14.0	520	Elliptical 41°x62° + 41°x62°	3000	IP66	IK10	1.3	Yes	Fixed
PIXW110-2W-FL103X74-830-14-16	14.0	1,280	Elliptical 103°x74° + 103°x74°	3000	IP65	IK08	1.3	Yes	Fixed
PIXW110-2W-FL76X104-EL7X53-830-12-16	12.0	515	Elliptical 76°x104° + 7°x53°	3000	IP66	IK10	1.3	Yes	Fixed
PIXW110-2W-EL7X53-830-12-16	12.0	350	Elliptical 7°x53° + 7°x53°	3000	IP66	IK08	1.3	Yes	Fixed